



**Contact:**

Willy Norton

Email : hairforce5rocks@gmail.com

**HAIRFORCE 5 :**

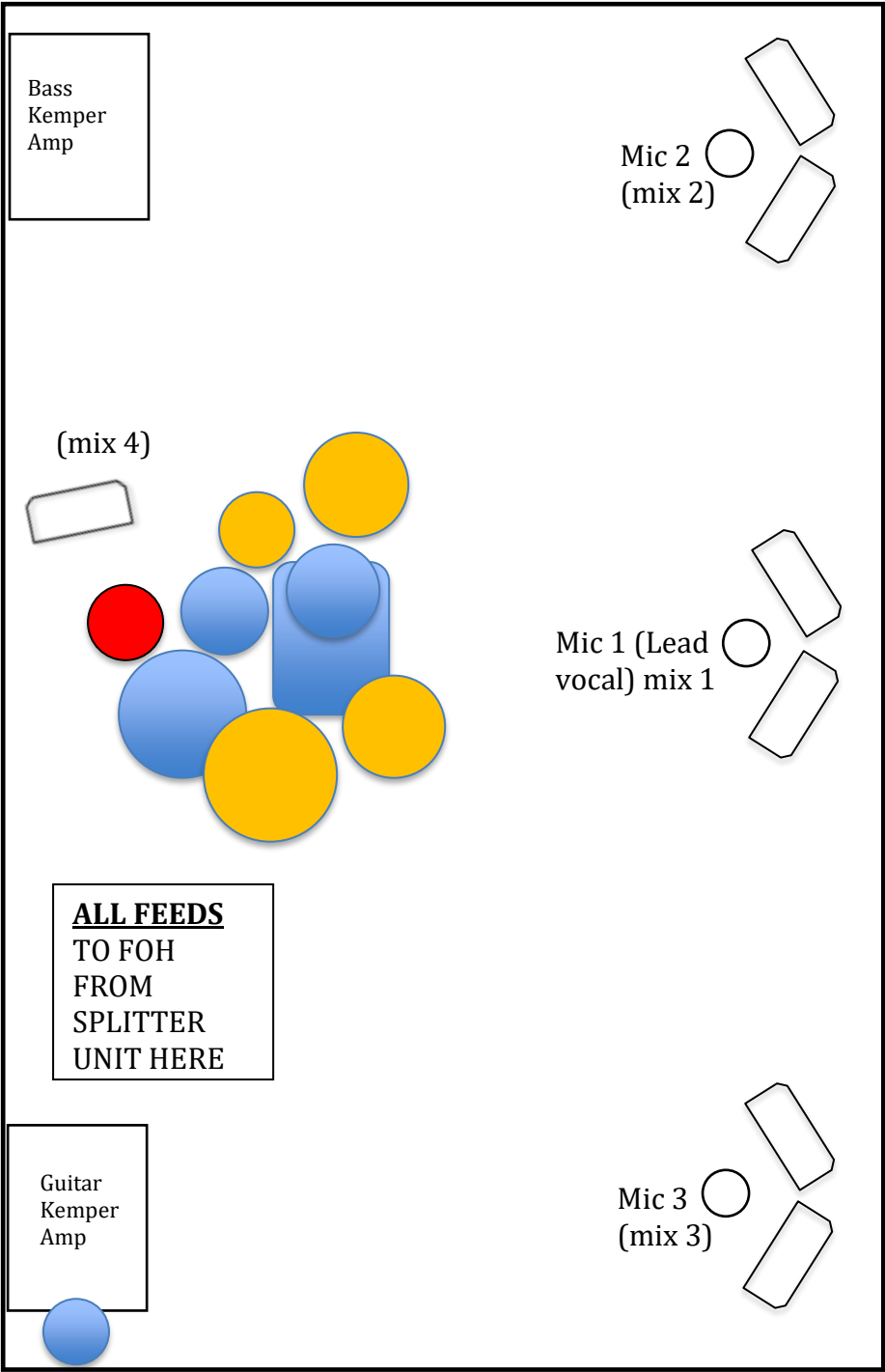
**Willy Norton** – Lead Vocals – (front centre stage) - in ear monitor)

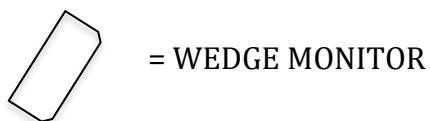
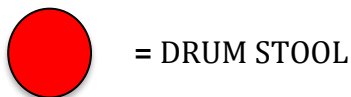
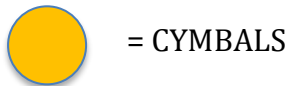
**Robb Wybrow** – Guitar / Backing vocals (stage right) - in ear monitor)

**Jay Stone** – Bass / Backing vocals (stage left) – (in ear monitor)

**Boyd Hayward** – Drums (in ear monitor)

**STAGE PLOT**





**\*All vocal microphones are provided by the artist but they will require 2x boom arm microphone stands (with microphone clips) for front stage right and left vocals (mic 2 and mic 3).**

### **BACK UP WEDGE MONITORS**

Wedge monitors should be provided (see stage plot) as a backup to all the artistes in ear monitors systems, in case of any technical issues that may occur.

Required mixes for these are listed below. (drum mix on all to be higher levels of kick, snare and hi-hats with lower tom levels and NO cymbals)

**MIX 1** (Lead Vocalist) – Balanced mix of entire band but higher level of wet lead vocal and both backing vocals.

**MIX 2** (Bassist / Backing Vocals) – Balanced mix of entire band but higher levels of Bass guitar and mic 2.

**MIX 3** (Guitarist / Backing Vocals) – Balanced mix of entire band but higher levels of Guitar and mic 3.

**MIX 4** (Drummer) - Balanced mix of entire band but higher levels of all drums but NO cymbals.

## **FOH**

### **Backing Track:**

The band uses a backing tracks with keyboards / second guitar tracks where required to support their performance.

The drummer has control over the start / stop of these via an IPAD at drum kit. Songs that use backing tracks will be highlighted on set list provided by band.

**IMPORTANT: THE BACKING TRACK NEEDS TO BE LOUD AT FOH AT ALL TIMES AS IT IS AN IMPORTANT PART OF THE SOUND OF HAIRFORCE 5, INCLUDING THE PERFORMANCE INTRO / OUTRO MUSIC.**

### **Lead Vocal:**

**NO COMPRESSION TO BE USED ON LEAD VOCAL UNDER ANY CIRCUMSTANCES PLEASE.**

## **CHANNEL LIST:**

All the sends to FOH from the band are taken from an 8 channel splitter unit that is situated at stage right rear with all male XLR inputs.

The entire band are all on In Ear Monitors and have control over their own monitor mixes via an X air XR16 Digital mixer, I-phones and the splitter unit.

The only send required from FOH will be a full drum mix sent to the X16 mixer (located with splitter at stage right rear) into channel 8 (XLR input). This mix should be dominantly kick drum, snare drum and hi-hats with a lower level mix of all toms – NO other cymbals please!)

### **FROM SPLITTER TO FOH**

1. Lead vocal wet signal (with reverb from vocalist's unit)
2. Lead vocal dry signal
3. Bass
4. Bass Backing vocal
5. Guitar
6. Guitar backing vocal
7. Backing track (mono)

**\*DRUM INPUT CHANNEL LIST FOR FOH**

1. Kick
2. Snare
3. Tom 1
4. Tom 2 (if being used by artist)
5. Floor tom
6. Hi Hats
7. Ride
8. Overhead 1
9. Overhead 2

**\*NO DRUM MICS OR STANDS ARE PROVIDED BY THE ARTIST**

**BACKSTAGE REQUIREMENTS / RYDER:**

- Two large mirrors
- 8 x clean towels
- Tea / coffee /milk / sugar and kettle available
- 24 x small plastic bottles of STILL mineral water
- Enough Food / snacks / fruit, etc... for 5 persons (band has no allergies)
- Access to clean toilet facilities, preferably private and not public
- Any alcohol requests to be received upon arrival (location dependent)